

ACABAMENTOS | FINITIONS | FINISHES

MELAMINAS | MELAMINES | MELAMINES



MADEIRAS | BOIS | WOOD



METAL | METAL | METAL



Maio 2011



mobiliário  
de escritório



find your space



MESAS DE REUNIÃO MODULARES

TABLES DE RÉUNION MODULAIRES | MODULAR MEETING TABLES

» MESAS REUNIÃO CONTÍNUA  
TABLES REUNION MODULAIRES  
MODULAR MEETING TABLES

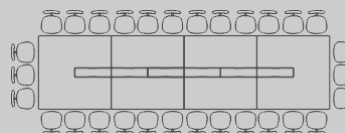
» MESAS REUNIÃO CONTÍNUA  
TABLES REUNION MODULAIRES  
MODULAR MEETING TABLES

Escritórios que se movem



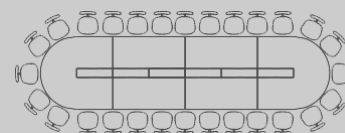
Mesas 6400x1600x750  
28/30 Pessoas

Rectangular  
Rectangular | Rectangular



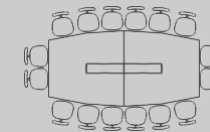
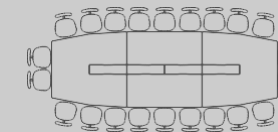
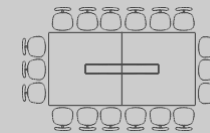
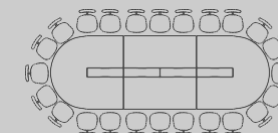
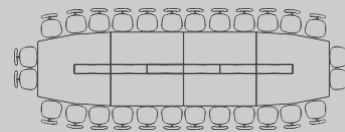
Mesas 4800x1600x750  
22/24 Pessoas

Oval  
Oval | Oval



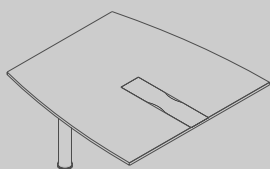
Mesas 3200x1600x750  
16/18 Pessoas

Semioval  
Semioval | Semioval



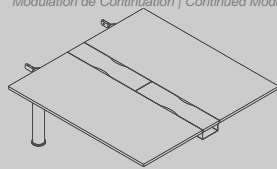
MÓDULOS | MODULATION | MODULE

Módulo Inicial 1600x1600x750



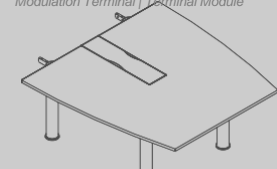
- 1 Pé de Topo, em tubo redondo Ø100x2mm;
- 2 Travamentos 799,5mm, tubo 40x20x1,5mm;
- 1 Tampo Terminal 1600x1600;
- 1 Tampa para passa-fios em melamina ou madeira;
- 1 Calha passa fios, em chapa com 787 x 0,8mm;
- 1 structure de piétement avec tube rond Ø100x2mm;
- 2 poutres 799,5mm, tube 40x20x1,5mm;
- 1 plateau, top access avec couverture melamine ou bois;
- 1 goulotte passe-câbles, en tôle 0,8mm;
- 1 Leg structure with round tube Ø100x2mm;
- 2 Frames 799,5, tube 40x20x1,5mm;
- 1 Top with wire management cover, in melamine or wood;
- 1 Electrification beam in steel sheet 0,8mm.

Módulo de Ligação 1600x1600x750  
Modulation de Continuation | Continued Module



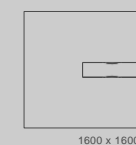
- 1 Pé Central, em tubo redondo Ø100x2mm;
- 2 Travamentos 1299,5mm, tubo 40x20x1,5mm;
- 2 Tampus Ligação 1600x700;
- 2 Tampas para passa-fios em melamina ou madeira;
- 2 Calha passa fios, em chapa com 787 x 0,8mm;
- 2 Chapas de Ligação tampas;
- 1 structure de piétement double avec tube rond Ø100x2mm;
- 2 poutres 1299,5mm, tube 40x20x1,5mm;
- 1 plateau, top access avec 2couverture melamine ou bois;
- 2 goulettes passe-câbles, en tôle 0,8mm;
- 1 Double Leg structure with round tube Ø100x2mm;
- 2 Frames 1299,5, tube 40x20x1,5mm;
- 1 Top with 2 wire management cover, in melamine or wood;
- 2 Electrification beam in steel sheet 0,8mm.

Módulo Terminal 1600x1600x750  
Modulation Terminal | Terminal Module

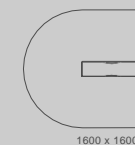


- 1 Pé de Topo, em tubo redondo Ø100x2mm;
- 1 Pé Central, em tubo redondo Ø100x2mm;
- 2 Travamentos 799,5mm, tubo 40x20x1,5mm;
- 2 Tampus Ligação 1600x700;
- 1 Tampa para passa-fios em melamina ou madeira;
- 1 Calha passa fios, em chapa com 787 x 0,8mm;
- 1 structure de piétement double avec tube rond Ø100x2mm;
- 1 structure de piétement avec tube rond Ø100x2mm;
- 2 poutres 799,5mm, tube 40x20x1,5mm;
- 1 plateau, top access avec couverture melamine ou bois;
- 1 goulotte passe-câbles, en tôle 0,8mm;
- 1 Double Leg structure with round tube Ø100x2mm;
- 1 Leg structure with round tube Ø100x2mm;
- 2 Frames 799,5, tube 40x20x1,5mm;
- 1 Top with wire management cover, in melamine or wood;
- 1 Electrification beam in steel sheet 0,8mm.

TAMPOS | PLATEAUX | TOPS

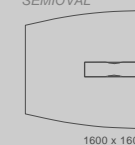


1600 x 1600

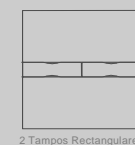


1600 x 1600

SEMI-OVAL | TONNEAU | SEMIOVAL



1600 x 1600



2 Tampus Rectangulares  
1600 x 700  
2 Plateaux rectangulaires  
2 rectangular tops

